


Capacity	Accuracy	Part-Number
4 kg	C3	L6H5-C3-4kg-0.5B
5 kg	C3	L6H5-C3-5kg-0.5B
6 kg	C3	L6H5-C3-6kg-0.5B
8 kg	C3	L6H5-C3-8kg-0.5B
10 kg	C3	L6H5-C3-10kg-0.5B
20 kg	C3	L6H5-C3-20kg-0.5B

RoHS IP65 OIML

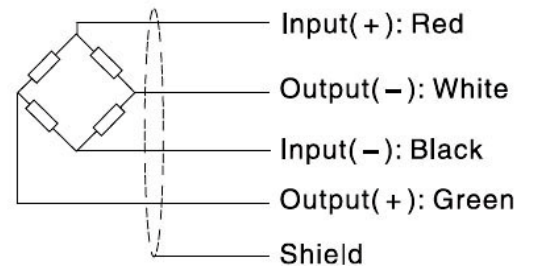
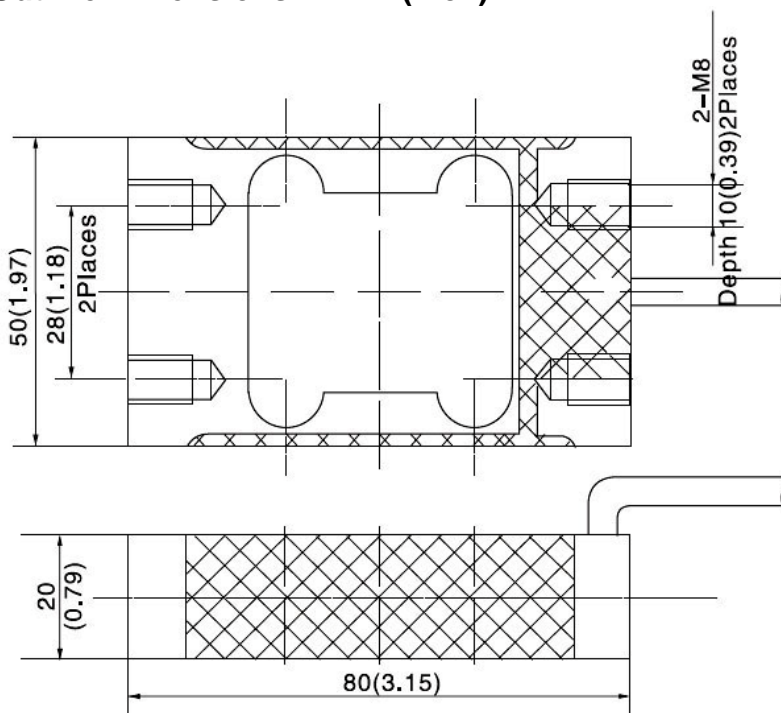


- Aluminium-Alloy IP65 single point load cell
- Colourless anodized
- Suitable for single or double load cell structured platform scales
- Recommended platform size: 200 x 200 mm

Specification:

Accuracy class		OIML R60 C3
Output sensitivity (= FS)	mV/V	2.0 ± 0.2
Maximum capacity (E _{max})	kg	4, 5, 6, 8, 10, 20
Maximum number of load cell intervals (n _{LC})		3000
Ratio of minimum LC verification interval Y = E _{max} / V _{min}		15000
Combined Error	%FS	≤ ± 0.023
Safe overload	of E _{max}	150 %
Ultimate overload	of E _{max}	300 %
Zero balance	of FS	≤ ± 2.0 %
Excitation, recommended voltage	V	5 ~ 12
Excitation maximum	V	18
Terminal resistance, input	Ω	409 ± 6
Terminal resistance, output	Ω	350 ± 3
Insulation impedance	MΩ	≥ 5000 (at 50VDC)
Temperature range, compensated	°C	-10 ~ +40
Temperature range, operating	°C	-35 ~ +65
Element material		Aluminium
Recommended torque on fixation bolts	Nm	10
Ingress Protection (according to EN 60529)		IP65

Outline Dimensions in mm (Inch)



• Dimensions and specifications are subject to change without notice.

Wiring:

- Adopt a shielded, 4 conductor cable, and cable jacket is PVC.
- Cable length: 0,5m ± 0,05m.
- Cable diameter: 3,8 ± 0,2mm.
- Shield not connected to element.